

Keeping pedestrians safe



Do not use a pedestrian crossing when there is a red light

At the entrance to a lane, look left and right for oncoming traffic before proceeding.



We are all pedestrians and it is important to know how to remain safe when crossing the road



Do not cross guardrails or double yellow lines

Do not try to cross the road when there a lot of vehicles



Safety precautions when riding a scooter



Safety first



Wear a crash helmet and keep a safe distance from the vehicle in front



Obey traffic signs and do not run red lights



Use indicator lights early before changing lanes, check your rearview mirrors and turn your head to watch for traffic approaching from behind



Do not ride on sidewalks or covered walkways



Cycling Safety Tips You Need to Know

Riding on Slopes and Curves What to Watch Out For

Riding on Slopes

When going downhill, use the "pulsing brake" technique

If the slope is too steep, it's safer to get off and walk your bike



Riding on Curves

Slow down and keep to the right

Check the mirrors



A cyclist must not use a hand-held mobile phone.



Scooters, inline skates, electric scooters, SEGWAYs, recreational scooters, or other similar personal vehicles are prohibited on the road.



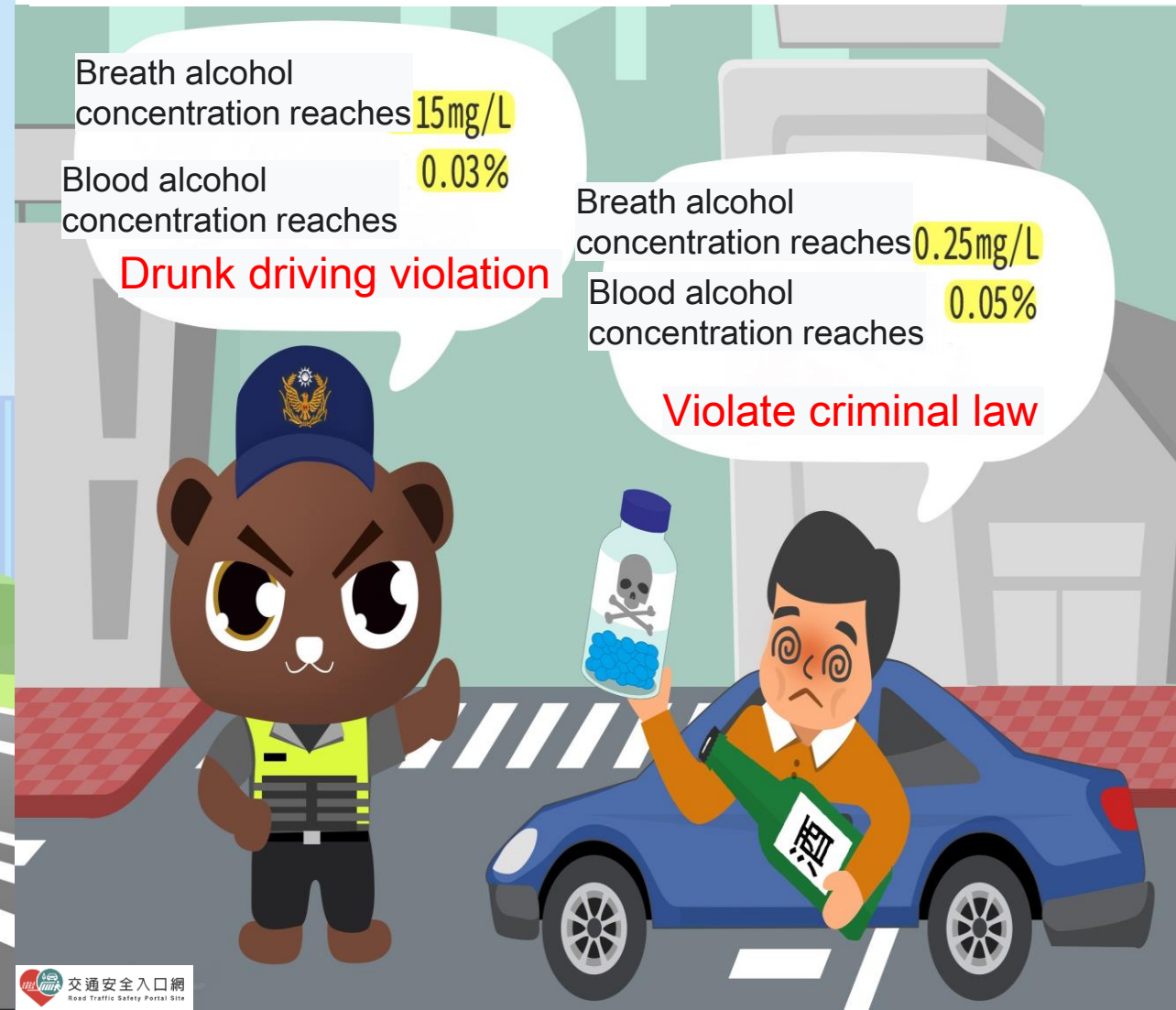
Give way to pedestrians Motorists should stop to let pedestrians cross the road

Drivers of motorbikes and **mini electric two-wheel vehicles**
should also give way to pedestrians

When crossing the road pedestrians should obey
the traffic lights and only cross at pedestrian crossings



Driving after taking drugs or
consuming alcohol is **strictly
prohibited**



When involved in a road traffic accident, **the police** must be notified immediately (**call 110**) and the driver must remain at the scene. Otherwise, he/she may be found criminally liable. If there is an injured person, **an ambulance** can be called at the same time (**call 119**).



Driving after taking drugs or consuming alcohol is **strictly prohibited**



Taxi Riding Guidelines

1. Do not take taxis without a valid operating license, without a license plate, with non-transparent reflective stickers on windows, or with curtains hanging on windows.
2. When taking a ride, ask a friend or family member to help record the car number and driver's details (such as name and features). In case of an emergency, remain calm and try to remember the above information.
3. For late-night rides, you may ask the nearest police station to help call a taxi.
4. Try to stay alert while riding in a taxi to avoid giving criminals an opportunity.
5. When getting in the taxi, specify a familiar route to ensure your safety.

When you get in a car accident

The car is drivable, and you are okay

Before the police arrives, you have two options:

The parties involved **should take photos and move the vehicles to the side**

Dial 110 first

Then dial 110

Interested parties **will be instructed to take photos and move the vehicles to the side as soon as possible**



Common points

Take photos yourself and move the vehicles to the side as soon as possible



Safety First – Remember to place the warning triangle at a proper distance behind the accident site

Five guidelines for photo taking


1

Place the red warning triangle




2

Take panoramic photos (including road markings)



3

Take photos of the point of impact and damaged parts



4

Move the vehicles to a safe place as soon as possible (such as roadside)



5

Pay attention to safety while video recording and moving your vehicle

Bus riding tips:

1. Do not stand in the traffic lane while waiting for the bus.
2. Do not run after the bus once it's leaving the station.
3. Do not stand in restricted areas.
4. Hold the handrail for safety.
5. Press the stop button before getting off.
6. Be cautious and look left and right when getting off the bus.



Do not stand in the traffic lane



Do not run after the bus



Do not stand in restricted areas



Hold the handrail for safety



Press the stop button before getting off



look left and right when getting off the bus